

SPDT Electromechanical Switch

Pulse Latching, DC to 40 GHz, TTL, 2.92mm, Solder Pin

电气参数 Electrical Characteristics:

| 参数Parameter | 条件Condition |
|---------------------------------|--------------------------|
| 频率范围 Frequency Range | DC-40GHz |
| 阻抗 RF Impedance | 50 Ohms |
| 开关模式 Operation Mode | Pulse Latching |
| 开关顺序 Switch Sequence | Break before make |
| 切换时间 Switching time | 15 ms Max |
| 开关寿命 Standard Actuator Life | 5 million Min |
| TTL 电压 TTL Voltage | 0-0.8 V(OFF) 2.4-5 V(ON) |
| 驱动电压 Actuator voltage Available | 12 24 28 V |
| 驱动电流 Actuator current | 200 100 80 mA |



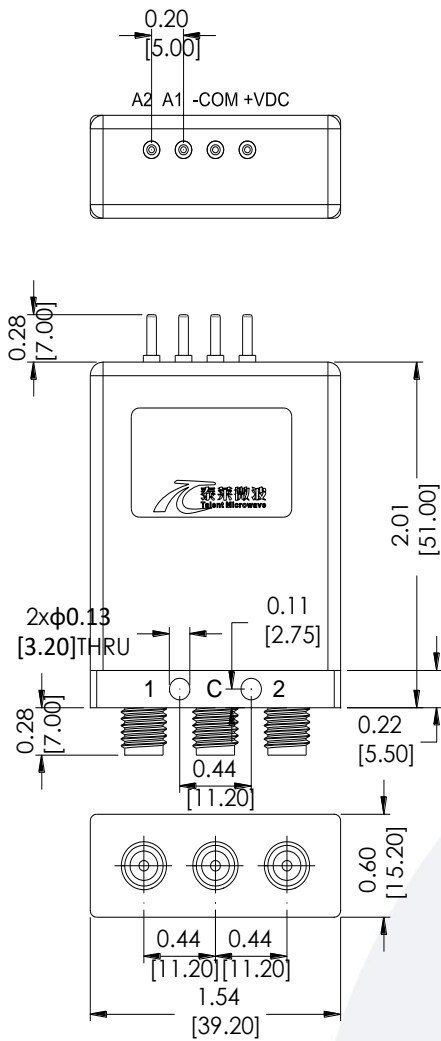
射频特性 RF Specifications:

| 频率范围 Frequency (GHz) | DC-6 | 6-12 | 12-18 | 18-26.5 | 26.5-40 |
|-------------------------------|-------|-------|-------|---------|---------|
| 插损 Insertion Loss (dB max.) | 0.20 | 0.25 | 0.40 | 0.70 | 1.00 |
| 隔离 Isolation (dB min.) | 70 | 70 | 60 | 55 | 50 |
| 驻波 VSWR (max.) | 1.2:1 | 1.3:1 | 1.4:1 | 1.7:1 | 2.0:1 |
| 平均功率 RF Power CW (Watts max.) | 80 | 50 | 45 | 15 | 8 |

环境和物理特性 Environmental And Physical Characteristics:

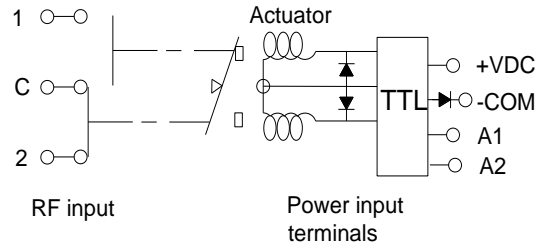
| 参数Parameter | 条件Condition |
|----------------------------|--|
| 操作温度 Operating Temperature | -25°C to +65°C (Standard) -55°C to +85°C (Optional) |
| 震动 Vibration (operating) | 10G RMS, 20-2000HZ |
| 冲击 Shock (non operating) | 50G, 1/2 Sine, 12msec |
| 射频接口 Connector Type | 2.92mm Female |
| 控制接口 Control Connector | Solder Pin |
| 重量 Weight | 70g Max |

外形尺寸 Outline Drawing:



Unit: Inch(mm)

原理图 Schematic:

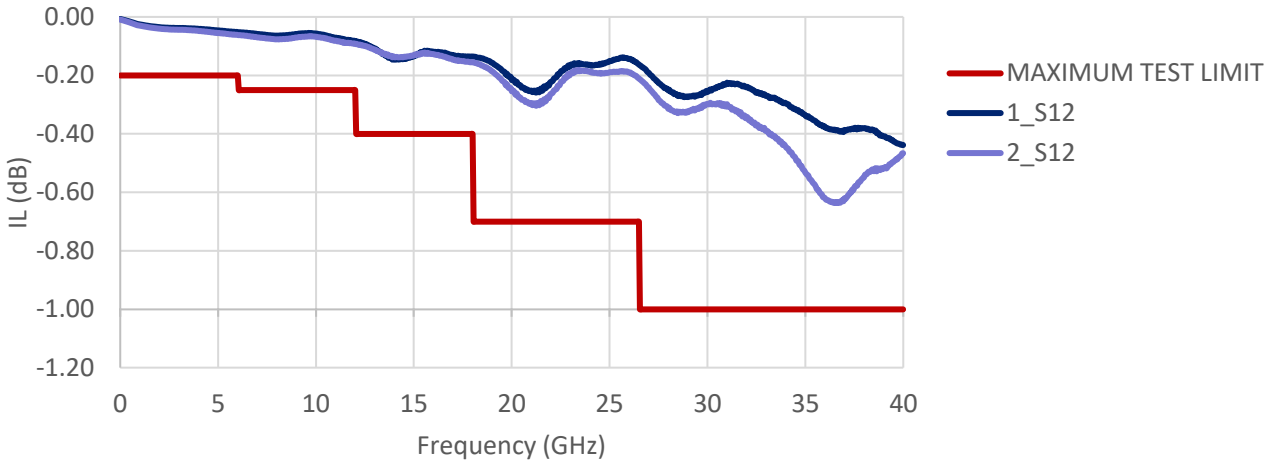


标准型号 Outline Drawing:

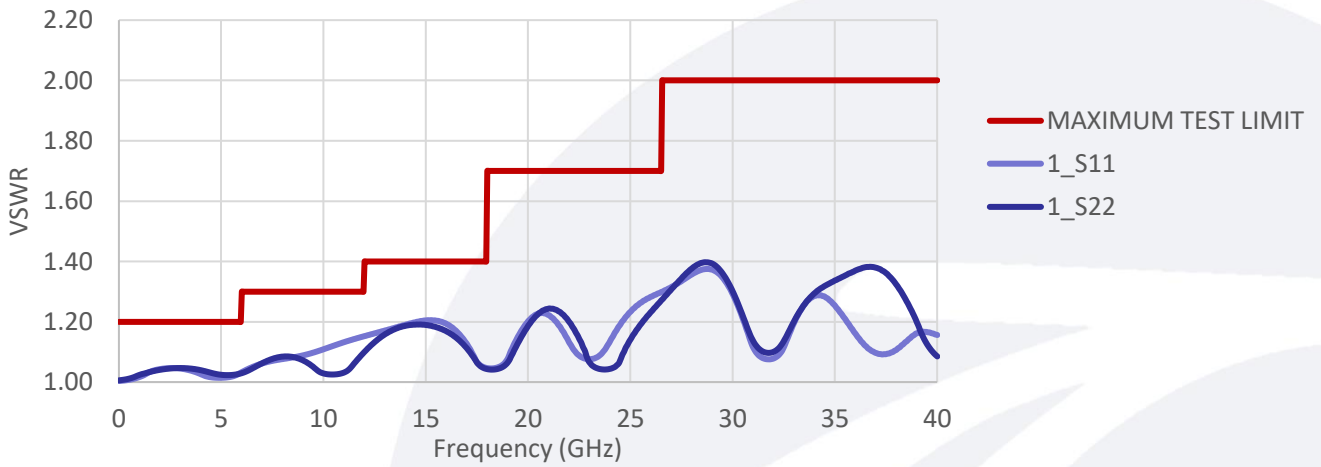
| 标准型号 Model | 驱动电压 Actuator voltage | 可选项 Option |
|---------------|--------------------------|-------------------|
| R12-KL12T40 | 12 V | -S(-55°C - +85°C) |
| R12-KL24T40 | 24 V | |
| R12-KL28T40 | 28 V | |

典型曲线 Typical Performance Data:

INSERTION LOSS



VSWR



ISOLATION

