

## SPDT Electromechanical Switch

Pulse Latching, DC to 40 GHz, 2.92mm, D-SUB

### 电气参数 Electrical Characteristics:

参数Parameter	条件Condition
频率范围 Frequency Range	DC-40 GHz
阻抗 RF Impedance	50 Ohms
开关模式 Operation Mode	Pulse Latching
开关顺序 Switch Sequence	Break before make
切换时间 Switching time	15 ms Max
开关寿命 Standard Actuator Life	5 million Min
驱动电压 Actuator voltage Available	12 24 28 V
驱动电流 Actuator current	200 100 80 mA



### 射频特性 RF Specifications:

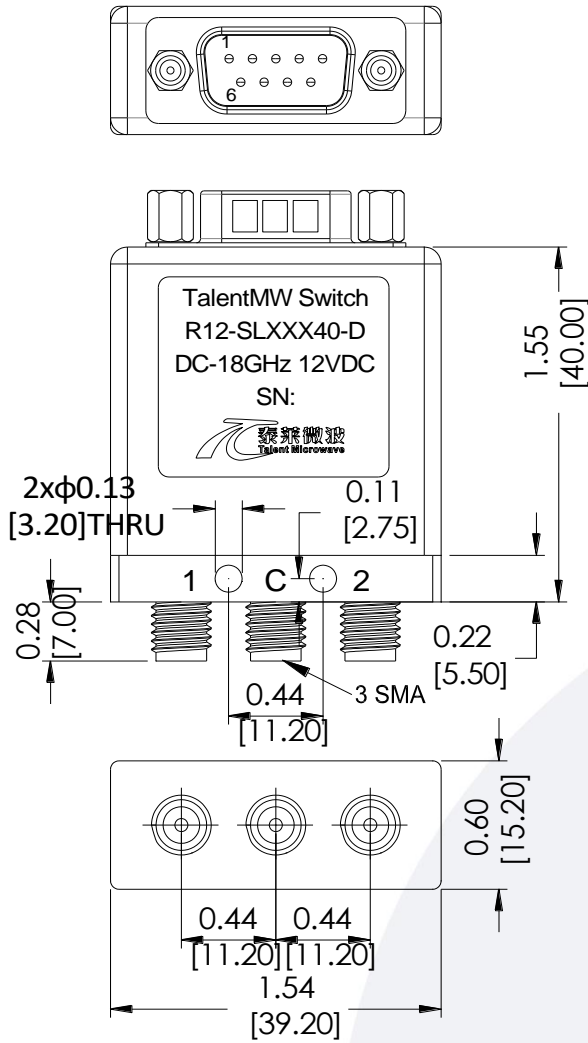
频率范围 Frequency (GHz)	DC-6	6-12	12-18	18-26.5	26.5-40
插损 Insertion Loss (dB max.)	0.20	0.25	0.40	0.70	1.00
隔离 Isolation (dB min.)	70	70	60	55	50
驻波 VSWR (max.)	1.2:1	1.3:1	1.4:1	1.7:1	2.0:1
平均功率 RF Power CW (Watts max.)	80	50	45	15	8

### 环境和物理特性 Environmental And Physical Characteristics:

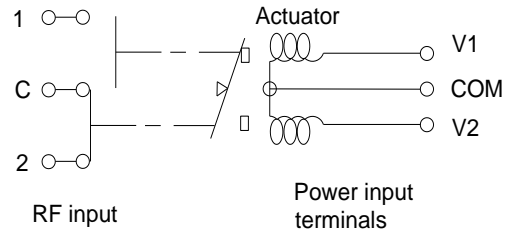
参数Parameter	条件 Condition
操作温度 Operating Temperature	-25°C to +65°C (Standard) -55°C - +85°C (Optional)
震动 Vibration (operating)	10G RMS, 20-2000HZ
冲击 Shock (non operating)	50G, 1/2 Sine, 12msec
射频接口 Connector Type	2.92mm Female
控制接口 Control Connector	D-SUB 9PIN Male
重量 Weight	70 g Max

**外形尺寸 Outline Drawing:**

Unit: Incn(mm)



**原理图 Schematic:**



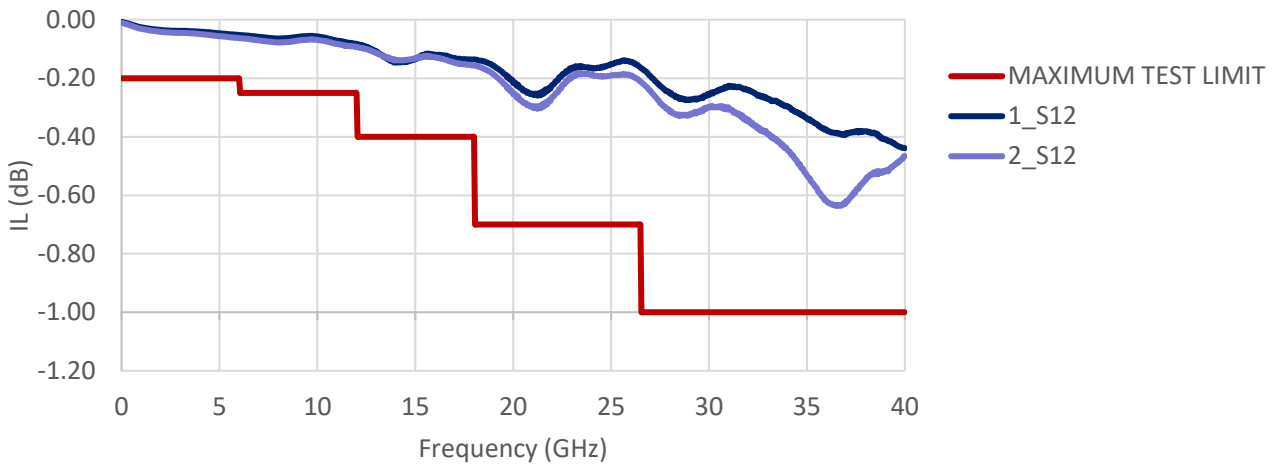
9 PIN D-SUB		RF Connect Used
Pin NO	FUNCTION	SP2T
1	V1+	J1-COM
2	V2+	J2-COM
3	-COM	
4	NC	
5	NC	
6	NC	
7	NC	
8	NC	
9	NC	

**标准型号 Outline Drawing:**

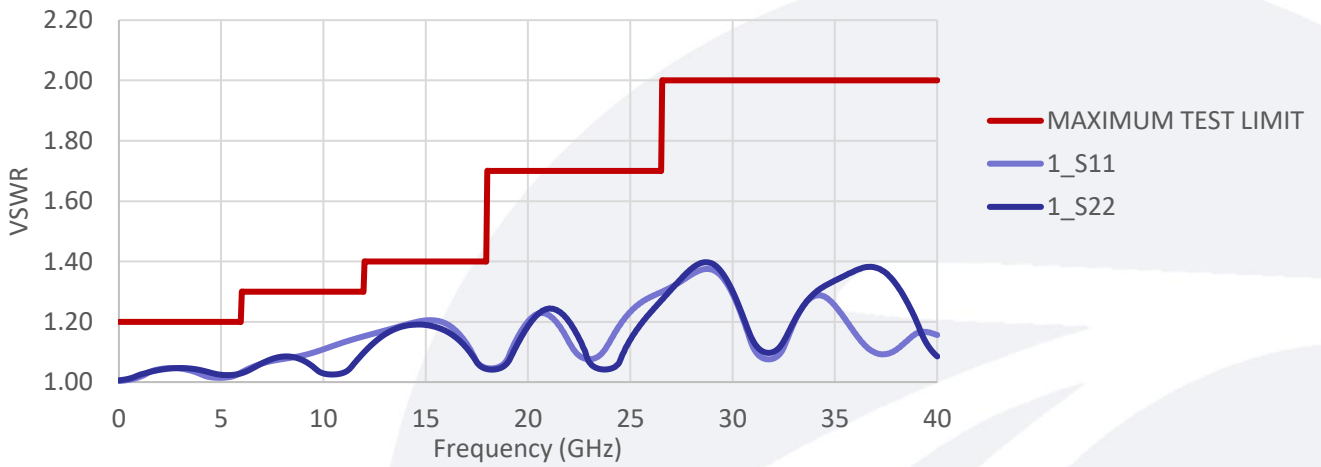
标准型号 Model	驱动电压 Actuator voltage	可选项 Option
R12-SL12040-D	12 V	-S(-55°C - +85°C)
R12-SL24040-D	24 V	
R12-SL28040-D	28 V	

**典型曲线 Typical Performance Data:**

INSERTION LOSS



VSWR



ISOLATION

