

SPDT Electromechanical Switch

Failsafe, DC to 12.4 GHz, TTL, N, D-SUB

电气参数 Electrical Characteristics:

参数Parameter	条件Condition
频率范围 Frequency Range	DC-12.4 GHz
阻抗 RF Impedance	50 Ohms
Operation Mode	Failsafe
Switch Sequence	Break before make
切换时间 Switching time	20 ms Max
开关寿命 Standard Actuator Life	1 million Min
TTL 电压 TTL Voltage	0-0.8 V(OFF) 2.4-5 V(ON)
驱动电压 Actuator voltage Available	12 24 28 V
驱动电流 Actuator current	310 170 130 mA



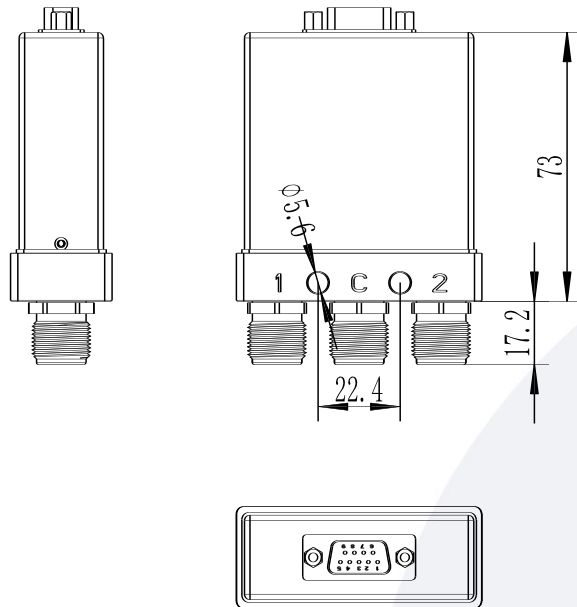
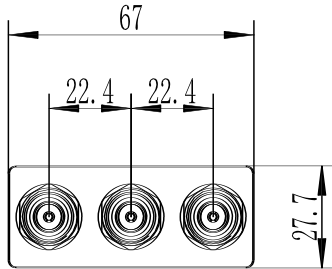
射频特性 RF Specifications:

频率范围 Frequency (GHz)	DC-2	2-4	4-12.4
插损 Insertion Loss (dB max.)	0.2	0.25	0.5
隔离 Isolation (dB min.)	80	80	60
驻波 VSWR (max.)	1.15:1	1.2:1	1.5:1
平均功率 RF Power CW (Watts max.)	220	170	100

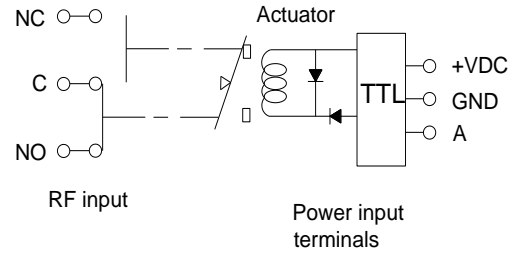
环境和物理特性 Environmental And Physical Characteristics:

参数Parameter	条件 Condition
操作温度 Operating Temperature	-25°C to +65°C(Standard) -55°C - +85°C(Optional)
震动 Vibration(operating)	10G RMS, 20-2000HZ
冲击 Shock(non operating)	50G, 1/2Sine, 12msec
射频接口 Connector Type	N Female
控制接口 Control Connector	D-SUB 9PIN Male
重量 Weight	260g Max

外形尺寸 Outline Drawing: Unit: mm



原理图 Schematic:



9 PIN D-SUB		RF Connect Used
Pin NO	FUNCTION	SP2T
1	LOGIC A	1 (NO)
2	NC	
3	-COM	
4	NC	
5	NC	
6	NC	
7	NC	
8	NC	
9	+VDC	

标准型号 Outline Drawing:

标准型号 Model	驱动电压 Actuator voltage	可选项 Option
R12-NF12T12-D	12 V	-S(-55°C - +85°)
R12-NF24T12-D	24 V	
R12-NF28T12-D	28 V	