

Model:TLPA1G8G-40-40
**Solid State High Power Amplifier
 1-8GHz,Gain:40dB,Psat:40dBm**
Feature:

- Ultra Wide Band: 1-8GHz
- Gain: 40dB Min
- Psat Output Power: 40dBm Min
- 50 Ohm Matched Input / Output

电气特性 Electrical:

参数Parameter	Min.	Typ.	Max.	单位Units
频率范围 Frequency range	1-8			GHz
功率增益 Power Gain	40			dB
饱和输出功率 Output Psat	40			dBm
增益平坦度 Gain Flatness		±3		dB
输入功率Input Power		0	10	dBm
杂散Spurious@Psat	50			dBc
谐波Harmonics@Psat	10			dBc
输入驻波 Input VSWR			2.0	:1
直流电压 DC Voltage		+28		V DC
直流电流 DC Supply Current			4.5	A
阻抗 Impedance	50			Ohms

机械特性 Mechanical :

参数Parameter	指标 Value	单位 Units
输入输出接口Input /Output Connector	SMA Female/SMA Female	
DC加电接口 DC Power Interface	J30J-9ZKP	
尺寸 Size	150*90*20	mm
重量 Weight	0.5	Kg

绝对最大值 Absolute Maximum Ratings:

参数Parameter	指标 Value
供电偏置电压 Supply Bias Voltage	TBD
输入功率 RF INPUT POWER	10 dBm
ESD灵敏度 ESD sensitivity (HBm)	Class 0, passed 150V


 Available 220V System
 Benchtop Amplifier

外形尺寸 Outline Drawing:

Unit: mm



J30J-9ZKF Define

引脚 Pin #	功能Function
1-5	+28V
6-9	GND



OBSERVE PRECAUTIONS
ELECTROSTATIC SENSITIVE
DEVICES

温度环境 Environmental Conditions:

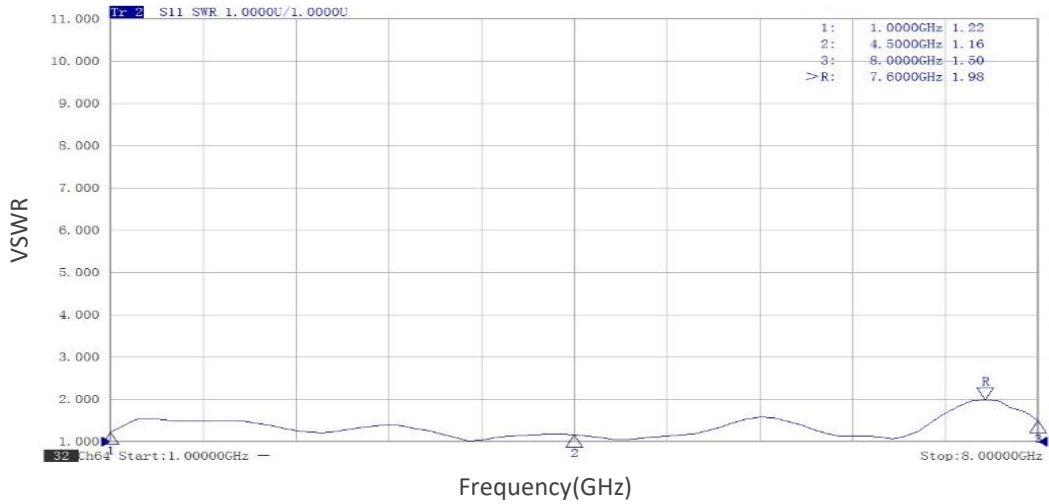
参数Parameter	Min.	Typ.	Max.	单位Units
操作温度 Operating Temperature	-40		+60	°C
存储温度 Non-operating Temperature	-45		+65	°C
相对湿度 Relative humidity		95		%
海拔 Altitude	50,000			feet
震动 Shock / Vibration(MIL-STD-810F)	25g rms (15 degree 2KHz) endurance, 1 hour per axis			
冲击 Shock(non operating)	20G for 11msc half sin wave,3 axis both directions			

订货信息 Ordering Information:

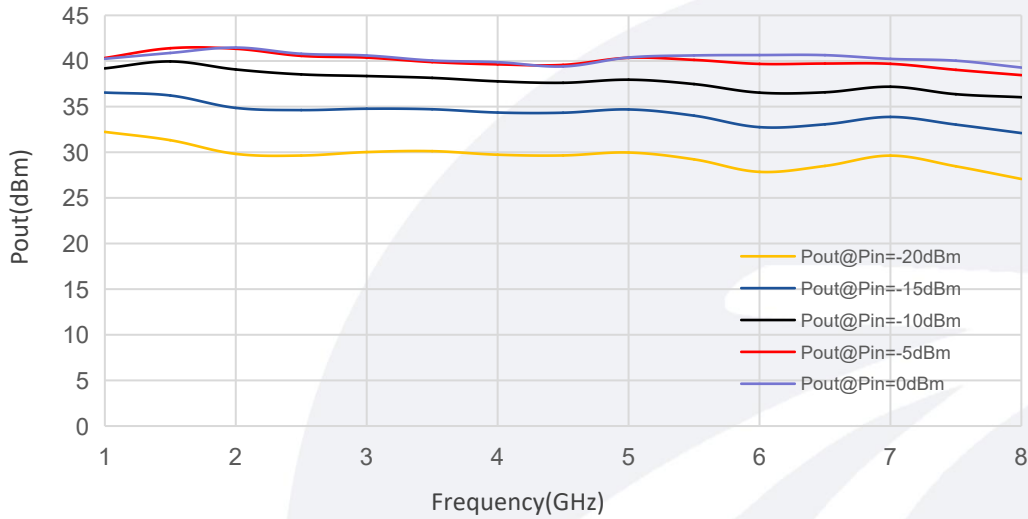
标准型号 Part Number	描述 Description	版本号Revision
TLPA1G8G-40-40	Solid State High Power Amplifier, 1-8GHz, Gain:40dB, Psat:40dBm, 28V DC Without Heatsink	Rev.1.1
TLPA1G8G-40-40-HS	Solid State High Power Amplifier, 1-8GHz, Gain:40dB, Psat:40dBm, 28V DC With Heatsink	Rev.1.1

典型曲线 Typical Performance Data:

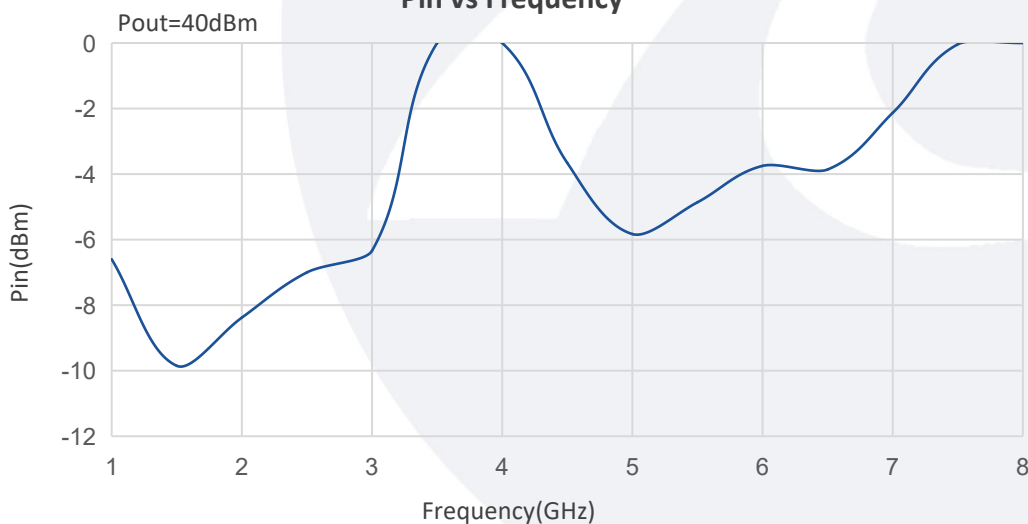
VSWR vs Frequency



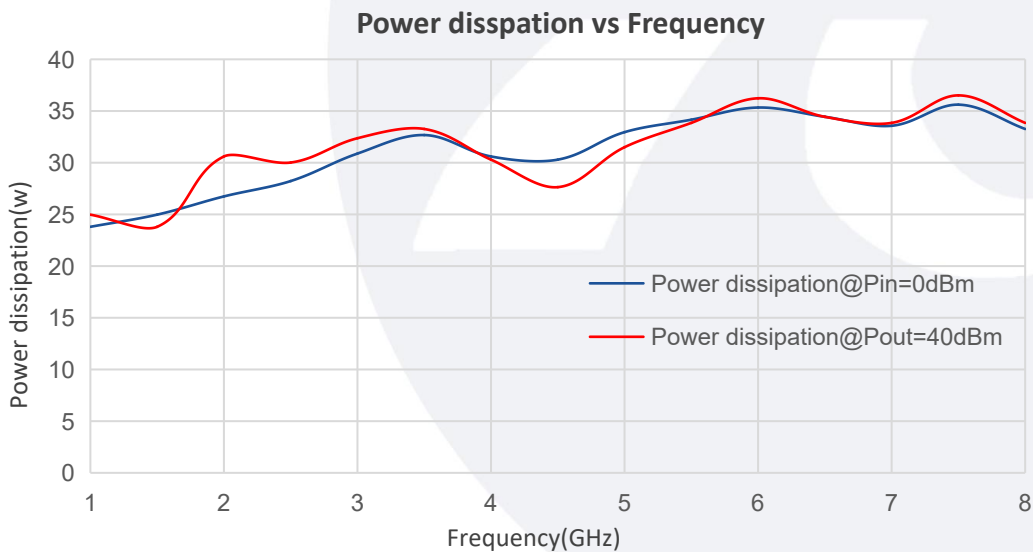
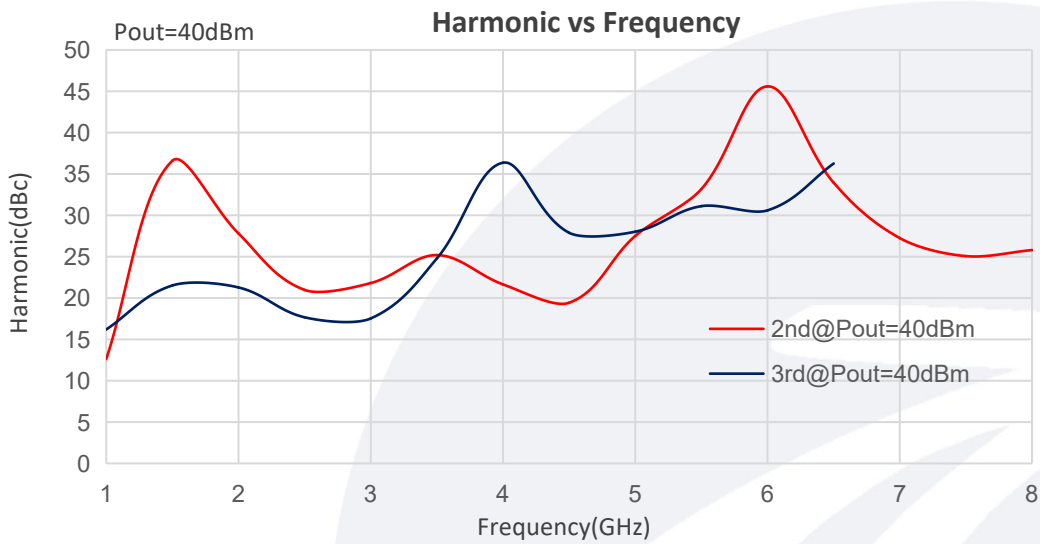
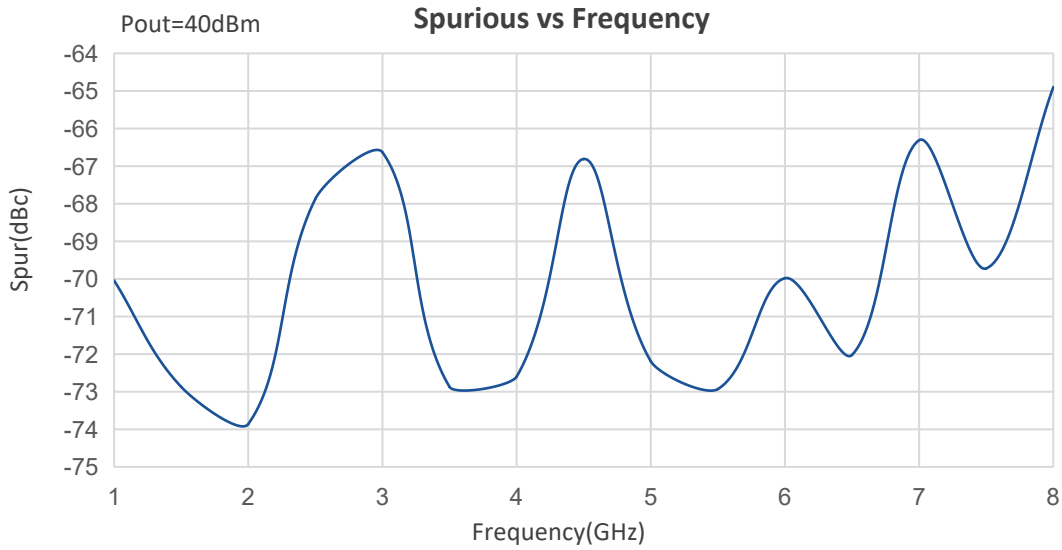
Pout@Equal-pin vs Frequency



Pin vs Frequency

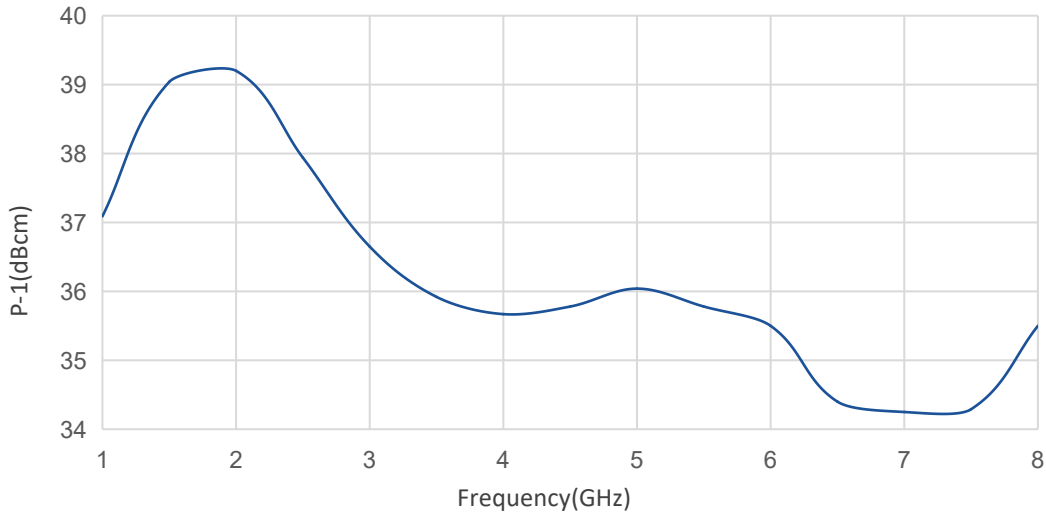


典型曲线 Typical Performance Data:

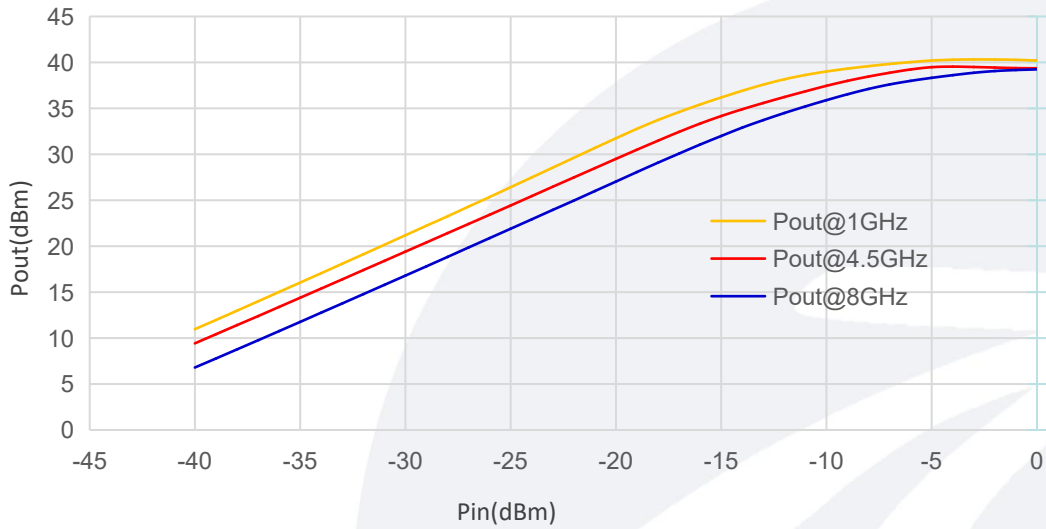


典型曲线 Typical Performance Data:

Output P1dB vs Frequency



Pout vs Pin



Small Signal Gain vs Frequency

