

Part No.: TC-05265-20S

20dB Directional Coupler SMA -Female 50Ω 0.5-26.5 GHz

电气特性 Electrical:

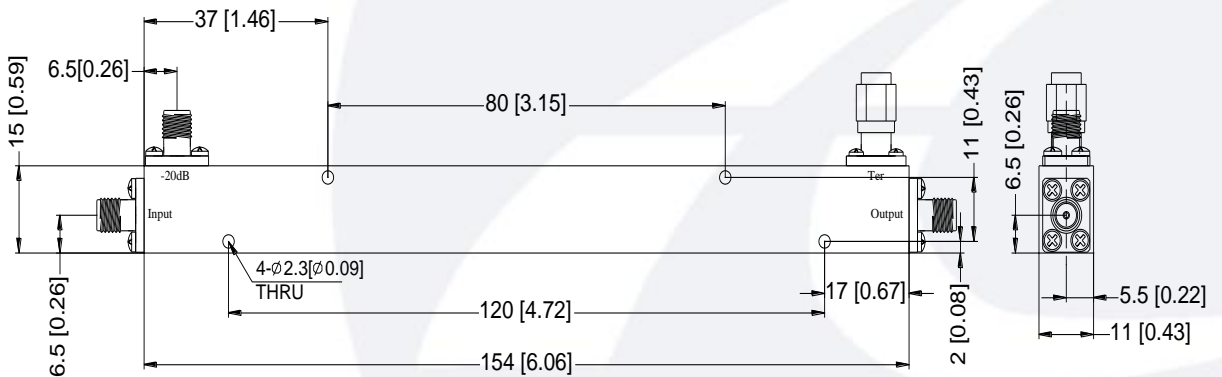
工作频率 Frequency Range: 0.5-26.5 GHz
 耦合度 Coupling: 20 ± 1.5 db
 插入损耗 Insertion Loss: 1.8db typ, 2.5db max
 方向性 Directivity: 12db typ, 10db min
 驻波 VSWR: 1.7 max
 耐功率 Power Handling: 30 Watt
 阻抗 Impedance: 50 OHMS

机械特性 Mechanical:

温度范围 Temperature Range: -45° C - +85° C
 接口 Connectors: SMA-Female
 相对湿度 Relative Humidity: 0 ~ 90%

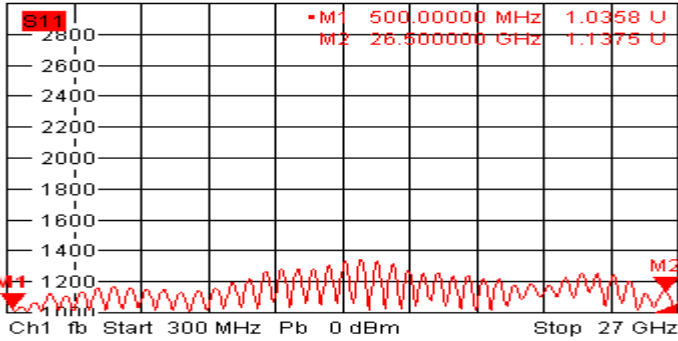
外形尺寸 Outline Drawing:

Unit: mm

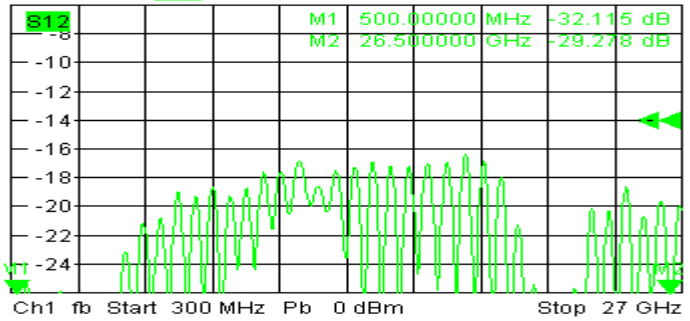




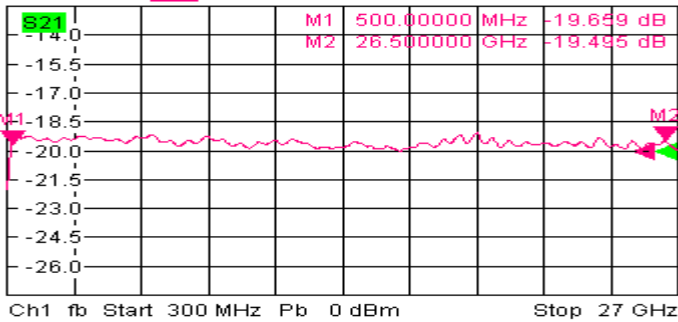
Trc1 **S11** SWR 200 mU/ Ref 1 U Cal 1



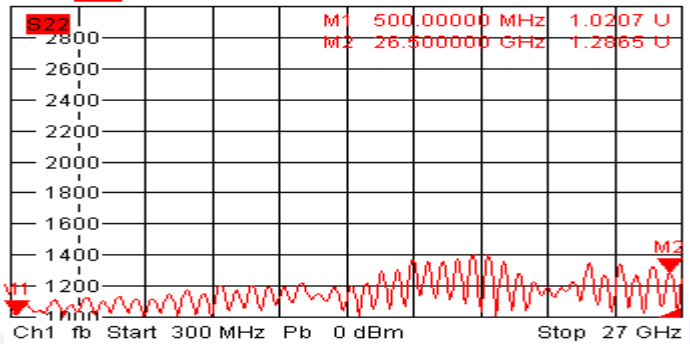
Trc2 **S12** dB Mag 2 dB / Ref -14 dB Cal Math 2
Mem5[Trc2] **S12** dB Mag 2 dB / Ref -14 dB Invisible



Trc3 **S21** dB Mag 1.5 dB / Ref -20 dB Invisible 3
Mem6[Trc3] **S21** dB Mag 1.5 dB / Ref -20 dB



Trc4 **S22** SWR 200 mU/ Ref 1 U Cal 4

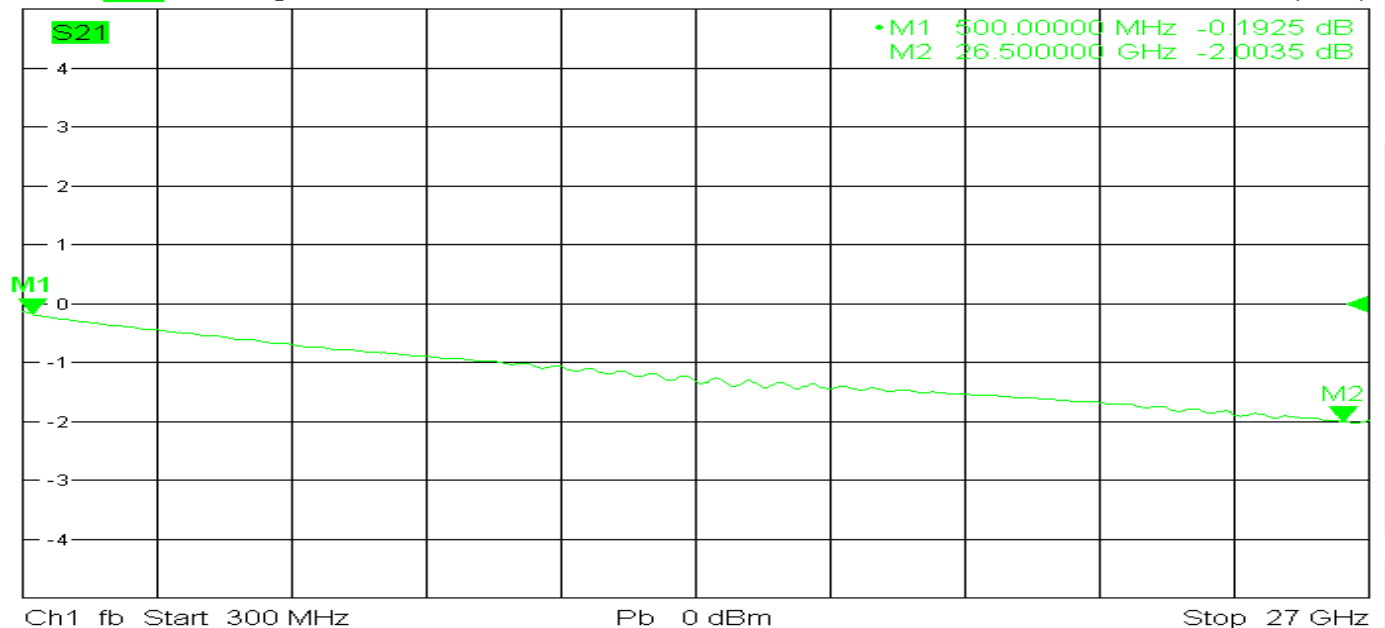


2/26/2020, 5:26 AM



Trc3 **S21** dB Mag 1 dB / Ref 0 dB Cal

3 (Max)



2/26/2020, 5:29 AM