

Part No.: TC-1040-30S

30dB Directional Coupler SMA- Female 50Ω 1000-4000MHz

电气特性 Electrical:

工作频率 Frequency Range: 1000-4000MHz
 耦合度 Coupling: $30 \pm 1.0\text{dB}$
 插入损耗 Insertion Loss: $\leq 0.3\text{dB}$
 驻波 VSWR: $\leq 1.25:1$
 方向性 Directivity: $\geq 20\text{dB}$
 耐功率 Power Handling: 30Watt
 阻抗 Impedance: 50Ω

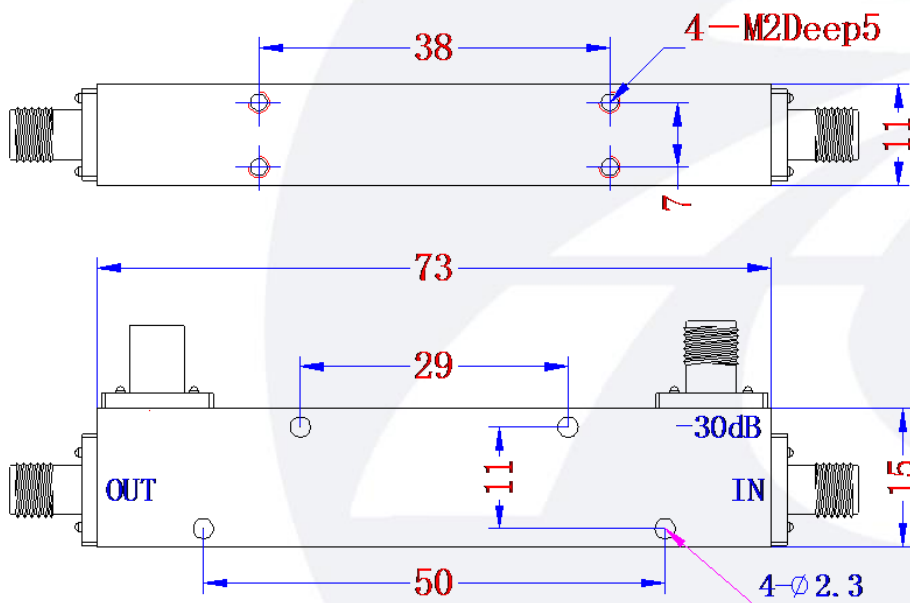


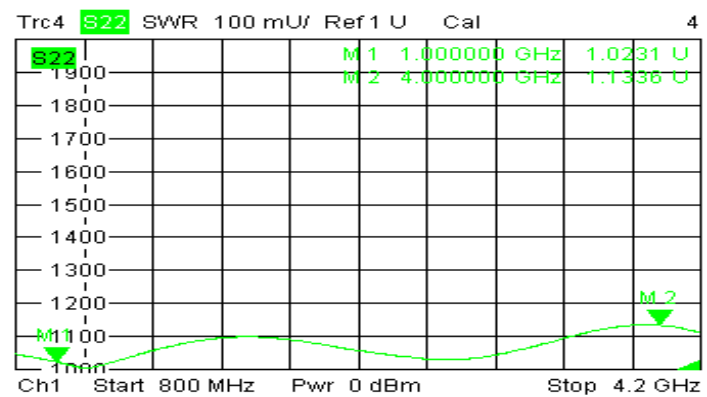
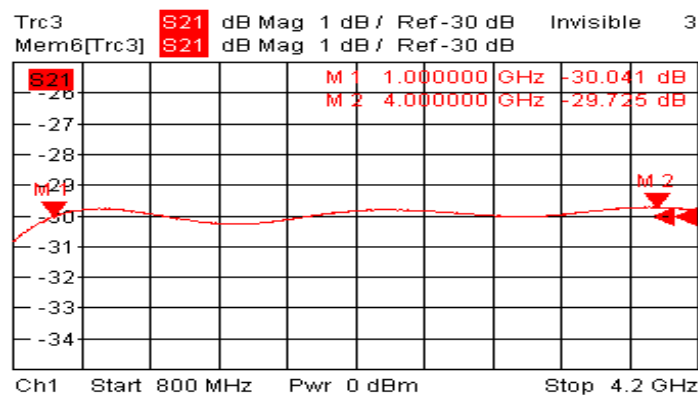
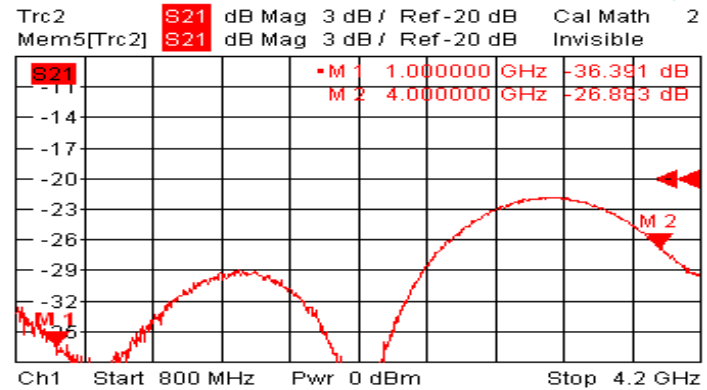
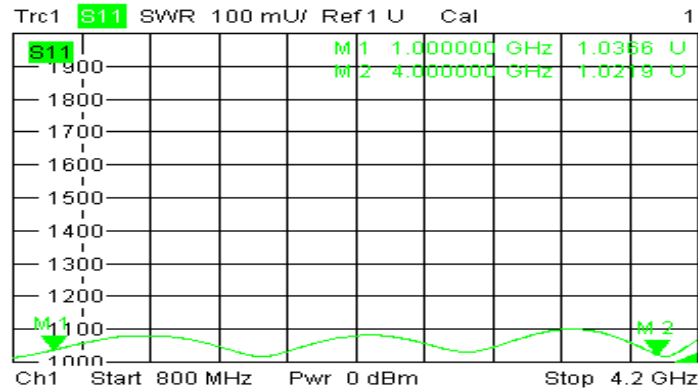
机械特性 Mechanical:

温度范围 Temperature Range: $-40^{\circ}\text{C} - +80^{\circ}\text{C}$
 接口 Connectors: SMA-Female
 相对湿度 Relative Humidity: $0 \sim 90\%$


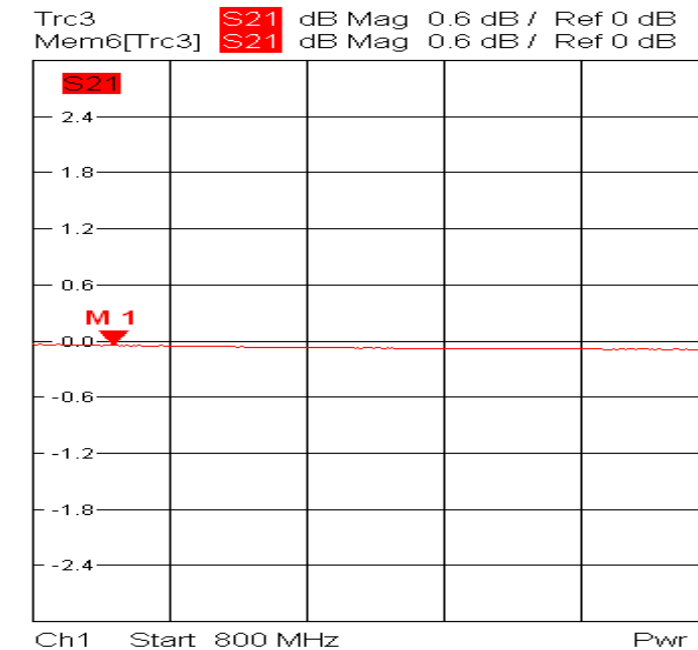
外形尺寸 Outline Drawing:

Unit: mm





7/5/2019, 11:05 AM



7/5/2019, 11:18 AM