

Part No.: TC-2080-30S

30dB Directional Coupler SMA- Female 50Ω 2000-8000MHz

电气特性 Electrical:

工作频率 Frequency Range: 2000-8000MHz
 耦合度 Coupling: $30 \pm 1.0\text{dB}$
 插入损耗 Insertion Loss: $\leq 0.3\text{dB}$
 驻波 VSWR: $\leq 1.3:1$
 方向性 Directivity: $\geq 20\text{dB}$
 耐功率 Power Handling: 30Watt
 阻抗 Impedance: 50Ω

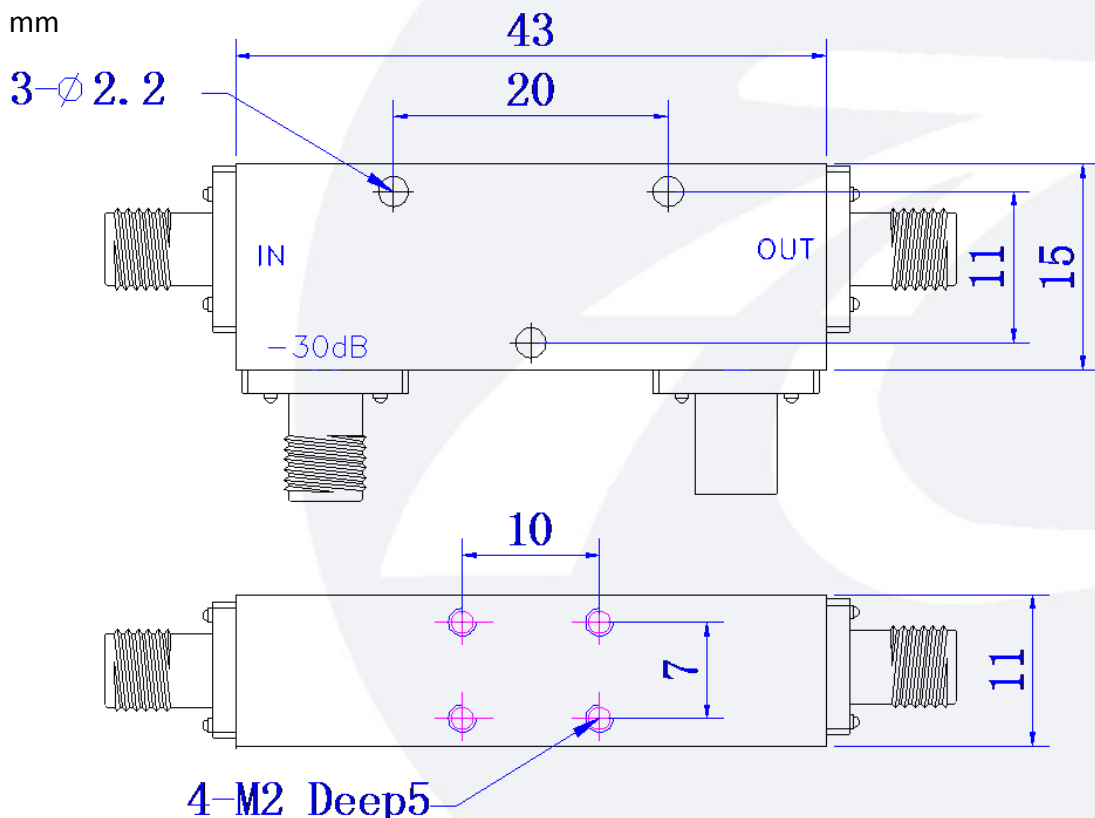


机械特性 Mechanical:

温度范围 Temperature Range: $-40^{\circ}\text{C} - +80^{\circ}\text{C}$
 接口 Connectors: SMA-Female
 相对湿度 Relative Humidity: 0 ~ 90%

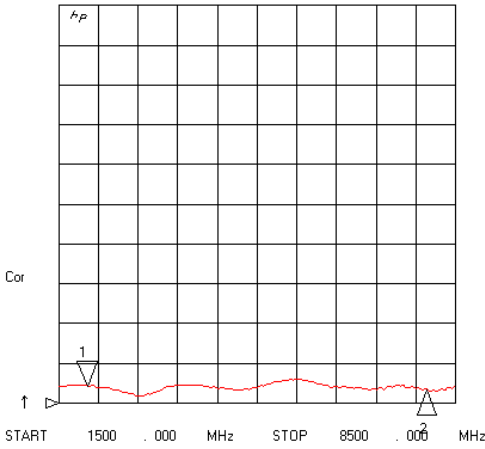
外形尺寸 Outline Drawing:

Unit: mm

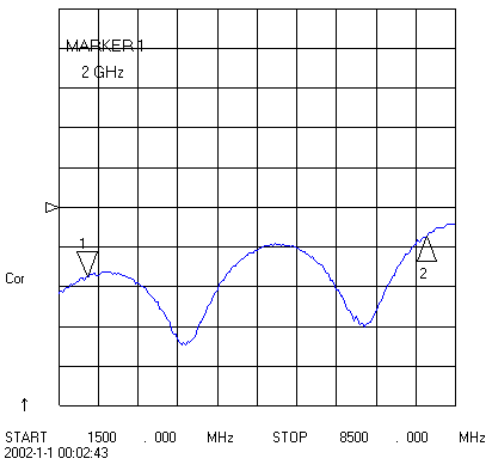


20 May 2020 08:53:01

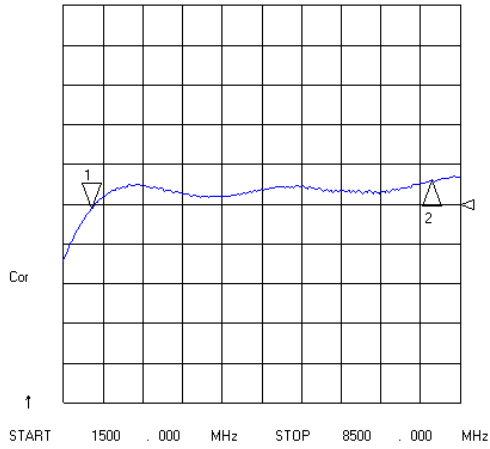
CH1 SWR 100 m / REF 1
S11 1 : 1.0442 2.000 000 000 GHz



CH3 LOG 5 dB / REF -50 dB
MEM 1 : -58.698 dB 2.000 000 000 GHz



CH2 LOG 1 dB / REF -30 dB
S21 1 : -30.101 dB 2.000 000 000 GHz



CH4 SWR 100 m / REF 1
S22 1 : 1.0240 2.000 000 000 GHz

